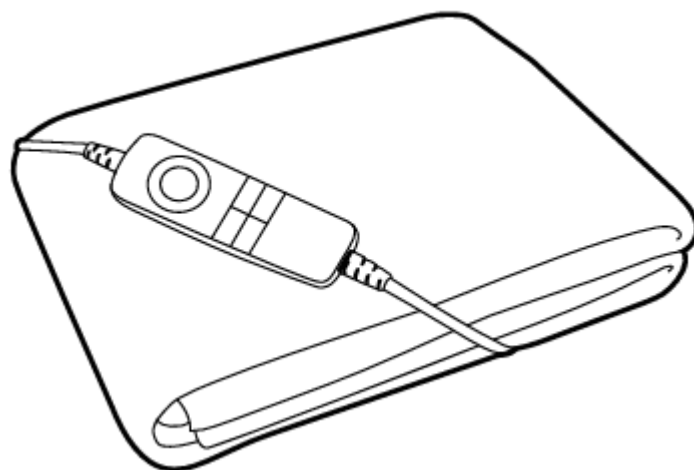




USER MANUAL – EN

IN 27688 Heated mat inSPORTline Mawarta



SevenSport s.r.o. reserves the right to make any changes and improvements to its product without prior notice. Visit our website www.insportline.eu where you will find the latest version of the manual.

SAFETY INSTRUCTIONS





- Please read the manual before use and keep it for future reference.
- Use only in accordance with the manual. Do not use the product for purposes other than those for which it is intended. This mat is intended for use on massage beds, beds or any other flat surface. For proper functionality and safety, it is always necessary that the mat is laid horizontally and straight, without any creases or bends.
- Consult your doctor about the appropriateness of use.
- We do not recommend using the mat if the ambient temperature is more than 30 °C.
- Use and store the product away from flammable and volatile substances.
- Keep the mat away from water. Never touch a mat that has come into contact with water or any other liquid. Unplug the mat from the power outlet immediately. Use only in a dry environment. The controller and cable must not be exposed to any type of moisture.
- Never use the product if your hands, feet or any other part of your body is wet. Never use the product near a bathtub, sink or other containers filled with water.
- Do not use other heat sources during use.
- If the heating temperature is too high, stop using the product immediately.
- Prolonged use of a mat with a high heating temperature could lead to skin burns.
- Do not heat the mat by friction during use.
- Not suitable for people sensitive to heat, with cardiovascular disease and pregnant women.
- Not suitable for people with reduced physical, sensory or mental capabilities.
- Not suitable for persons with limited experience and knowledge, unless they are supervised or given instructions involving the use of this product by a person responsible for their safety.
- Children must not use the heated mat, as they are unable to react to imminent overheating. The mat is not a toy.
- The product must not be used as a pillow for pets.
- If using the product is uncomfortable, stop using the product.
- Check the mat frequently for signs of wear or damage.
- Protect the product against impacts, falls and tearing. Do not use sharp objects near the mat.
- Before each use, check the integrity of the mat, cable and controls.
- If a malfunction or any abnormal phenomena occurs during use, immediately turn off the product immediately and stop using it.
- Do not expose to prolonged direct sunlight.
- Do not repair or modify the product yourself.
- Never use a mat folded or twisted in any way. Always check the condition and integrity of the mat before each use.
- Before each use, make sure that the mat is properly spread and leveled over its entire surface. The mat must always be laid in a horizontal position!
- Before connecting the product to the mains socket, always make sure that the supply voltage indicated on the product label is compatible with your mains supply in the socket.
- If the mat, power supply cable or controller is damaged, it must be replaced or repaired by a service technician or a qualified person in order to prevent injury.

- Never use a heated mat unattended. For indoor use only.
- We recommend using the pad while awake. For heating longer than 2 hours at a time or before going to bed, set the mat to the lowest heating mode (1) and activate the timer. This mode helps prevent overheating and ensures safer use.
- During use, the controller and the controller's power cord must not be placed on, under, or covered in any way on a heated mat. It must be placed away from hot surfaces.
- Never carry, pull, or twist the heated mat by the power cord or allow the cord to become entangled.
- The heating mat must not be placed under the mattress. Do not place any objects on the product.
- The seller, importer or manufacturer is not responsible for damages caused by incorrect use of the heated mat and its accessories (injuries, burns, scalds, fire, spoilage of food, etc.)
- The mat is intended for home use only. It must not be used for professional use, or e.g. hospital or rehabilitation facilities.

SPECIFICATIONS

Product serial number:	UB19109, SS19(190*070)-1X
Dimensions:	190 x 70 cm
Power:	100W
Voltage	220 – 240 V
Frequency	50 Hz
Weight:	1,35 kg
Material:	Outer fabric: 100% polyester, Lining fabric: 100% polyester
Temperature:	6 temperature settings (33 / 36 / 39 / 42 / 45 / 48 °C)
Timer:	2/4/6 hours with auto-off feature
Cord Length:	Cord Length: 2.3 m

CONTROLS

	Press the button to switch on / off (power switch button)
	Press to set a 2/4/6-hour timer with automatic shutdown (timer)
	Press to increase the temperature, temperature modes 1 - 6 (33 / 36 / 39 / 42 / 45 / 48 °C)
	Press to lower the temperature, temperature modes 1 - 6 (33 / 36 / 39 / 42 / 45 / 48 °C)

The temperature is displayed on the controller 1 – 6.

1. Unfold the heated mat where you want to use it, making sure it is not wrinkled or bent and that the power cord with the controls is at the top closer to the head of the person lying on the mat.

Use the 4 fastening elastic bands to fix the mat to the lounger. The bands are placed in each corner of the mat. Make sure that the mat is firmly attached to the lounger in all directions and that it will not wrinkle, fold or bend in any way during use. Check that it is in the correct position before lying on it.

Use the heating pad only with the controller that comes with the product. Do not use any other type of controller under any circumstances.

2. Unfold the power cable. Insert the plug of the power cable into the mains socket. After plugin in to the electricity network, you will hear a short beep and it will light up for 1s with all control modes 1-6 and 2-4-6 buttons on the controller.

Then press the power button on the controller. Subsequently, by operating the buttons described above, set and regulate the desired temperature mode 1-6, and the 2/4/6 hour timer.

3. To turn off the mat heating, press the power button.

The coloured indicators on the power display will go out, indicating that the unit is turned off. Now unplug the mat from the electrical outlet. After use, turn off the mat and disconnect it from the power supply. Allow mat to cool completely before folding and storing. Do not fold it too tightly.








CLEANING, MAINTENANCE AND STORAGE

Before cleaning, always unplug the mat and let it cool down completely (minimum 10 minutes).

The mat is equipped with a detachable cable. Always unplug the controller with the cable before cleaning and washing.

Wash on a delicate program at 30° in a laundry bag for delicate clothes - with low mechanical action and spin. It is recommended to wash the mat by hand to extend its life. Small dirt can be removed with a damp cloth and a solution of lukewarm water and a non-aggressive cleaning agent. Before cleaning, unplug the power cord and unplug the power cord from the pad. Do not iron the pad.

Never wash the heated mat together with the power cable or the controller. Do not use hair dryers or other devices for drying, let the mat dry freely in the air. Never switch on the heated mat to dry!

	Do not dry clean
	Dry flat
	Do not tumble
	Do not bleach
	Do not iron
	Gentle wash only at 30°C, always use a laundry bag.
	Do not tumble dry

Do not wring the heated mat or use a tumble dryer to dry it. Spread the mat loosely on a clothes dryer and let it dry naturally.

Drying: spread the mat on a flat surface and let it dry naturally. Use the mat only after it is completely dry.

STORAGE:

Carefully fold the mat and the power cord so that the cord does not break. Store the product in the original carton in a clean, dry, well-ventilated and shady place out of the reach of children.

Before storing the product, make sure it is completely cooled down and the power cord is disconnected from the main socket.

Do not place any other objects on the mat during storage.



This product meets all the essential requirements of the EU standards that apply to it.

Changes to text and technical specifications reserved.

Degree of protection against electric shock:



Class II - Protection against electric shock is provided by double or reinforced insulation.



DISPOSAL OF USED ELECTRICAL AND ELECTRONIC EQUIPMENT This symbol means that used electrical and electronic products must not be added to normal municipal waste. For proper disposal, recovery and recycling, take these products to designated collection points. Alternatively, in some countries of the European Union or other European countries, you can return your products to your local retailer when purchasing an equivalent new product. Ask your local authority or nearest collection point for further details.

ENVIRONMENT PROTECTION

After the product lifespan expired or if the possible repairing is uneconomic, dispose it according to the local laws and environmentally friendly in the nearest scrapyard.

By proper disposal you will protect the environment and natural sources. Moreover, you can help protect human health. If you are not sure in correct disposing, ask local authorities to avoid law violation or sanctions.

Don't put the batteries among house waste but hand them in to the recycling place.

TERMS AND CONDITIONS OF WARRANTY, WARRANTY CLAIMS

General Conditions of Warranty and Definition of Terms

All Warranty Conditions stated here under determine Warranty Coverage and Warranty Claim Procedure. Conditions of Warranty and Warranty Claims are governed by Act No. 89/2012 Coll. Civil Code, and Act No. 634/1992 Coll., Consumer Protection, as amended, also in cases that are not specified by these Warranty rules.

The seller is SEVEN SPORT s.r.o. with its registered office in Strakonická street 1151/2c, Prague 150 00, Company Registration Number: 26847264, registered in the Trade Register at Regional Court in Prague, Section C, Insert No. 116888.

According to valid legal regulations it depends whether the Buyer is the End Customer or not.

“The Buyer who is the End Customer” or simply the “End Customer” is the legal entity that does not conclude and execute the Contract in order to run or promote his own trade or business activities.

“The Buyer who is not the End Customer” is a Businessman that buys Goods or uses services for the purpose of using the Goods or services for his own business activities. The Buyer conforms to the General Purchase Agreement and business conditions.

These Conditions of Warranty and Warranty Claims are an integral part of every Purchase Agreement made between the Seller and the Buyer. All Warranty Conditions are valid and binding, unless otherwise specified in the Purchase Agreement, in the Amendment to this Contract or in another written agreement.

Warranty Conditions

Warranty Period

The Seller provides the Buyer a 24 months Warranty for Goods Quality, unless otherwise specified in the Certificate of Warranty, Invoice, Bill of Delivery or other documents related to the Goods. The legal warranty period provided to the Consumer is not affected.

By the Warranty for Goods Quality, the Seller guarantees that the delivered Goods shall be, for a certain period of time, suitable for regular or contracted use, and that the Goods shall maintain its regular or contracted features.

The Warranty does not cover defects resulting from (if applicable):

- User's fault, i.e. product damage caused by unqualified repair work, improper use
- Mechanical damages
- Regular use (e.g. wearing out of rubber and plastic parts, moving mechanisms, joints)
- Unavoidable event, natural disaster
- Adjustments made by unqualified person
- Improper maintenance, improper placement, damages caused by low or high temperature, water, inappropriate pressure, shocks, intentional changes in design or construction etc.

Warranty Claim Procedure

The Buyer is obliged to check the Goods delivered by the Seller immediately after taking the responsibility for the Goods and its damages, i.e. immediately after its delivery. The Buyer must check the Goods so that he discovers all the defects that can be discovered by such check.

When making a Warranty Claim the Buyer is obliged, on request of the Seller, to prove the purchase and validity of the claim by the Invoice or Bill of Delivery that includes the product's serial number, or eventually by the documents without the serial number. If the Buyer does not prove the validity of the Warranty Claim by these documents, the Seller has the right to reject the Warranty Claim.

If the Buyer gives notice of a defect that is not covered by the Warranty (e.g. in the case that the Warranty Conditions were not fulfilled or in the case of reporting the defect by mistake etc.), the Seller is eligible to require a compensation for all the costs arising from the repair. The cost shall be calculated according to the valid price list of services and transport costs.

If the Seller finds out (by testing) that the product is not damaged, the Warranty Claim is not accepted. The Seller reserves the right to claim a compensation for costs arising from the false Warranty Claim.

In case the Buyer makes a claim about the Goods that is legally covered by the Warranty provided by the Seller, the Seller shall fix the reported defects by means of repair or by the exchange of the damaged part or product for a new one. Based on the agreement of the Buyer, the Seller has the right to exchange the defected Goods for a fully compatible Goods of the same or better technical characteristics. The Seller is entitled to choose the form of the Warranty Claim Procedures described in this paragraph.

The Seller shall settle the Warranty Claim within 30 days after the delivery of the defective Goods, unless a longer period has been agreed upon. The day when the repaired or exchanged Goods is handed over to the Buyer is considered to be the day of the Warranty Claim settlement. When the Seller is not able to settle the Warranty Claim within the agreed period due to the specific nature of the Goods defect, he and the Buyer shall make an agreement about an alternative solution. In case such agreement is not made, the Seller is obliged to provide the Buyer with a financial compensation in the form of a refund.

CZ
SEVEN SPORT s.r.o.

Registered Office: Strakonická 1151/2c, Praha 5, 150 00, ČR
Headquarters: Dělnická 957, Vítkov, 749 01
Warranty & Service: Čermenská 486, Vítkov 749 01

CRN: 26847264
VAT ID: CZ26847264

Phone: +420 556 300 970
E-mail: eshop@insportline.cz
reklamace@insportline.cz
servis@insportline.cz

Web: www.inSPORTline.cz

SK
inSPORTline s.r.o.

Headquarters, warranty & service center: Električná 6471,
Trenčín 911 01, SK

CRN: 36311723
VAT ID: SK2020177082

Phone: +421(0)326 526 701
E-mail: objednavky@insportline.sk
reklamacie@insportline.sk
servis@insportline.sk

Web: www.inSPORTline.sk

About shipping

